

8 7 6 5 4 3 2 1

F

E

D

C

B

A

F

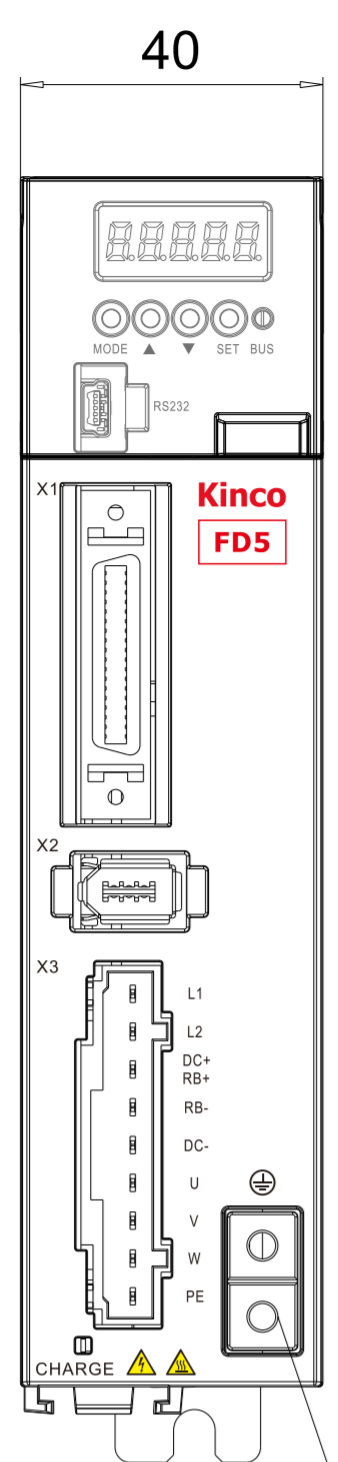
E

D

C

B

A



PE接地

170

153.00


70.00

25.00

Connector cable Space

160

Connector cable Space



5.50

17

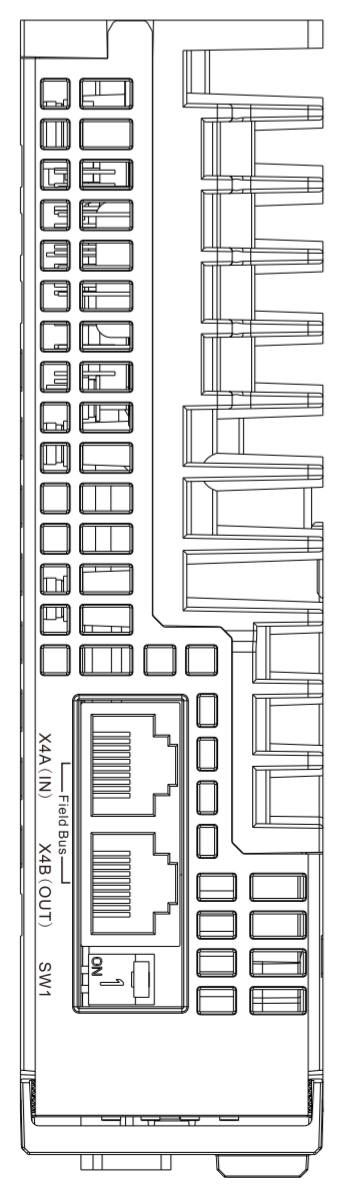
Hole position for fixation

5.75

5.75

160

Ø5.5



8 7 6 5 4 3 2 1

					Material	XXXX		<h1 style="color: red;">KINCO</h1>				
					Surface Treatment	XXXX						
DIMENSIONS IN MM					Tolerance	ISO 2768-mk		FD415/425-Assembly Drawing_1V5				
XX	XXXX	XX	XX	Design	Shane							
XX	XXXX	XX	XX	Check	/	/						
XX	XXXX	XX	XX	Confirm	/	/	NO.	XXXX				
Ver	Mark	Date	Name	Liner	/	Process	/	Scale	/	Qty	/	Weight